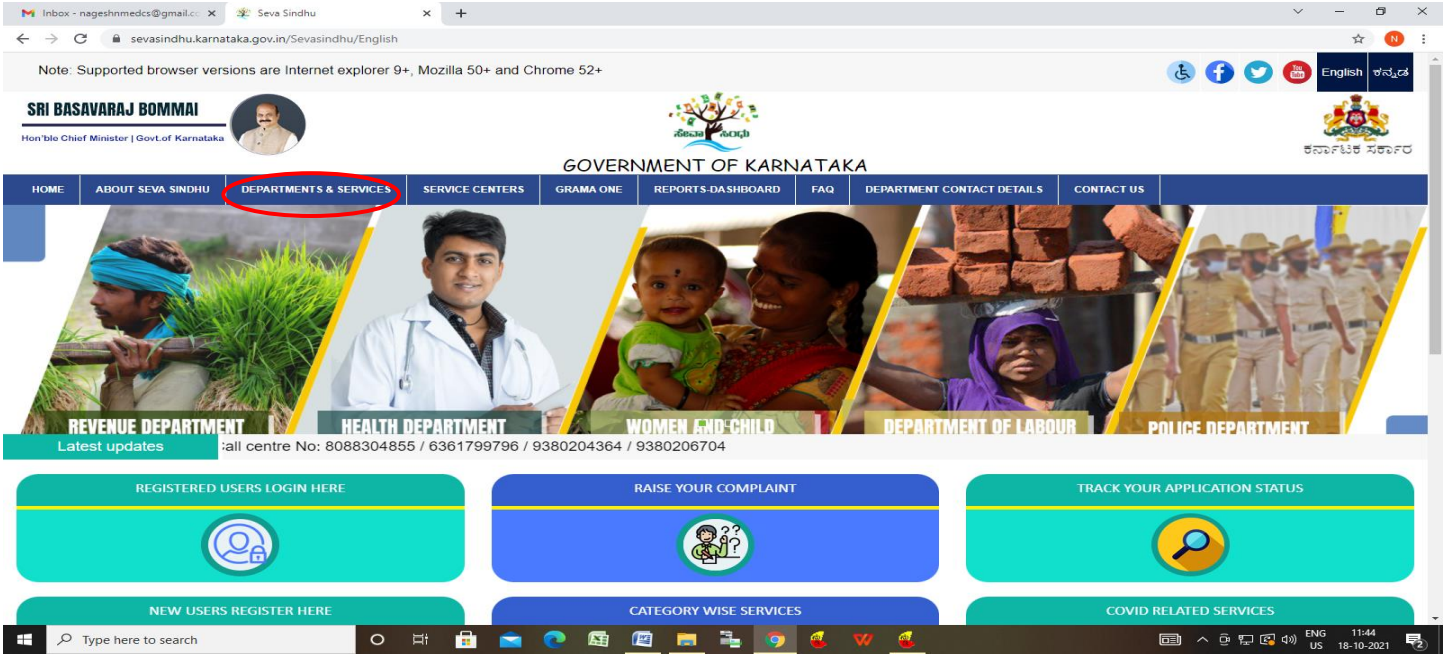


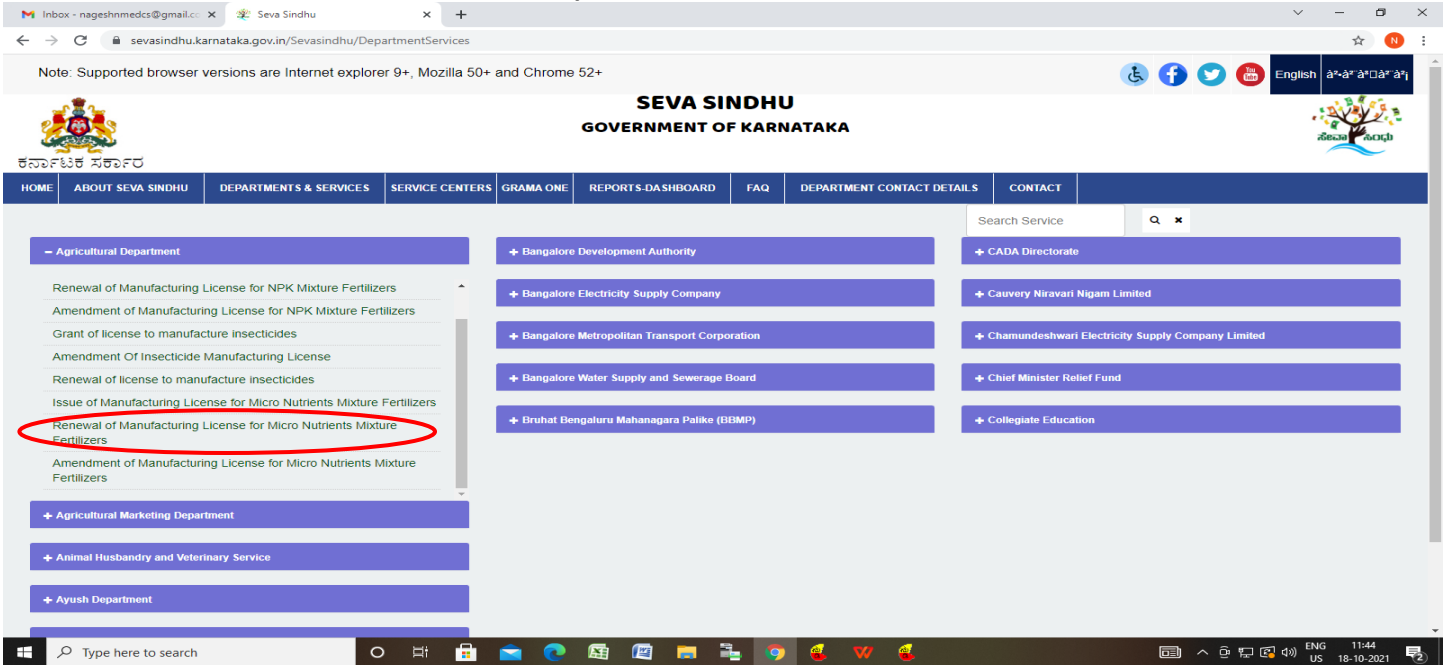
ಕರ್ನಾಟಕ ಸರ್ಕಾರ ಕೃಷಿ ಇಲಾಖೆ (ಕೆ.ಎಸ್.ಡಿ.ಎ)
Karnataka State Department of Agriculture (KSDA)
ಲಭ್ಯಪೂಷಕಾಂಶಗಳ ಮಿಶ್ರಣ ರಸಗೊಬ್ಬರಗಳಿಗಾಗಿ ಉತ್ಪಾದನಾ ಪರವಾನಗಿಯನ್ನು
ನವೀಕರಿಸುವುದು

Renewal of Manufacturing License for Micronutrient Mixture Fertilizers

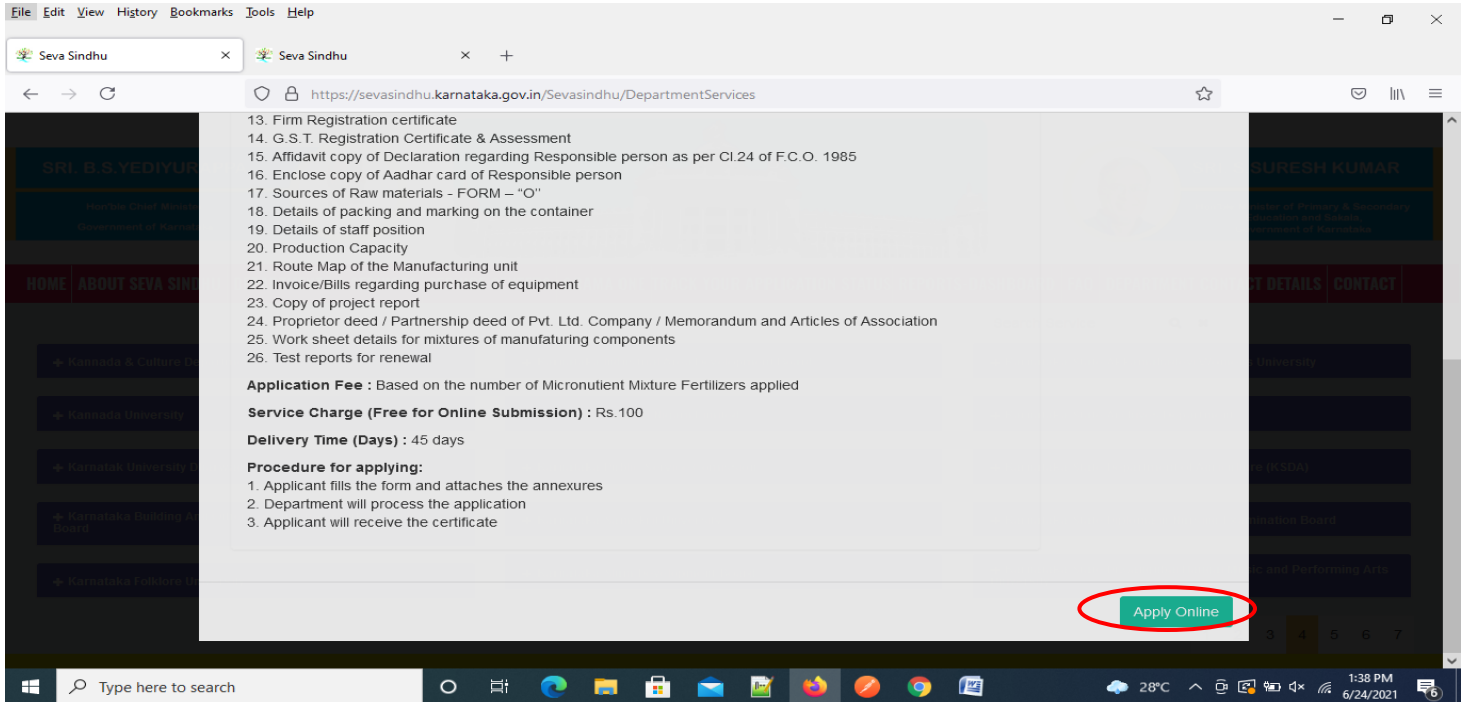
Step 1: Go to sevasindhu.karnataka.gov.in website and click on **Departments & Services**



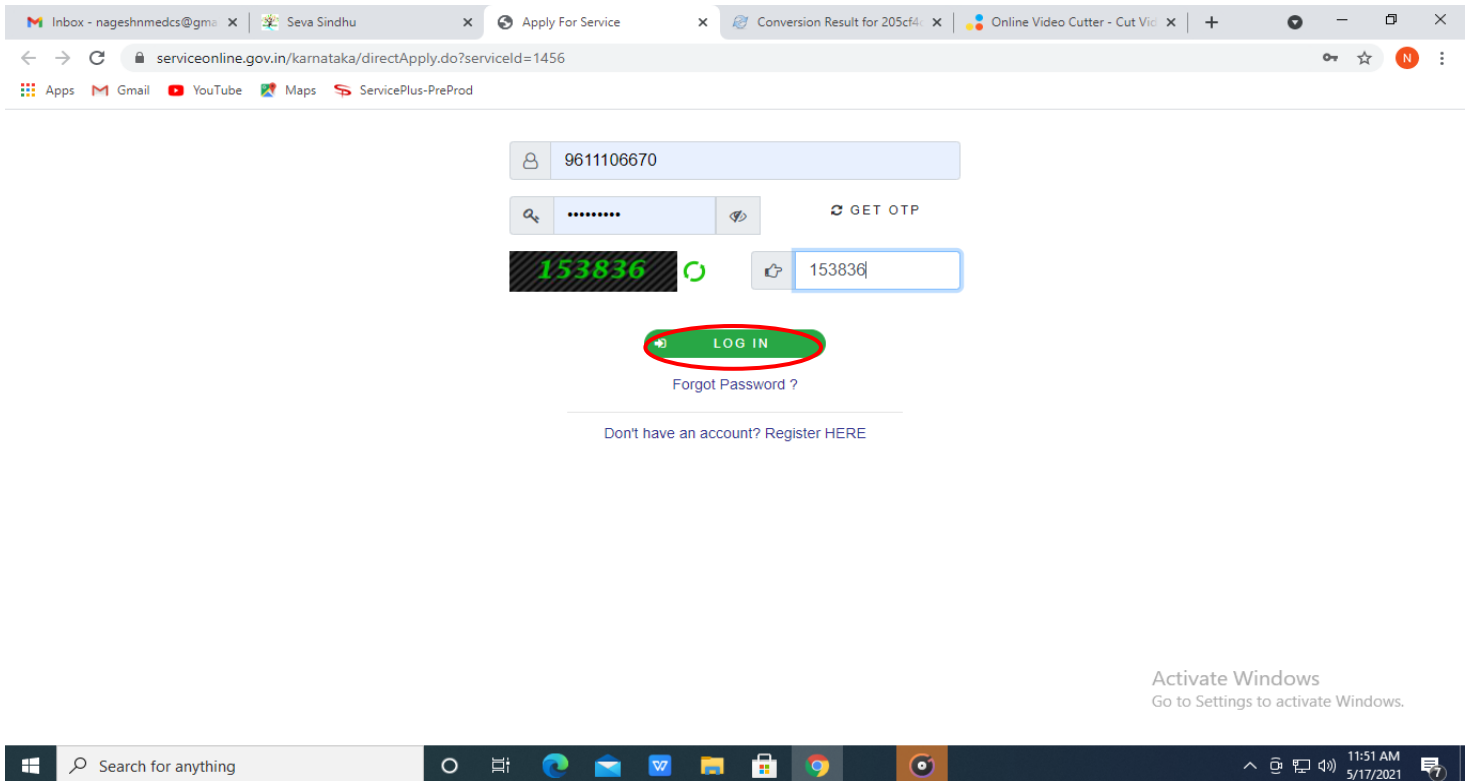
Step 2: Click on **Karnataka State Department of Agriculture (KSDA)** and select **Renewal of Manufacturing License for Micronutrient Mixture Fertilizers**. Alternatively, you can search for the **Renewal of Manufacturing License for Micronutrient Mixture Fertilizers** in the **search option**



Step 3 :Click on Apply online



Step 4: Enter the username, password/OTP, captcha and click on Log In button



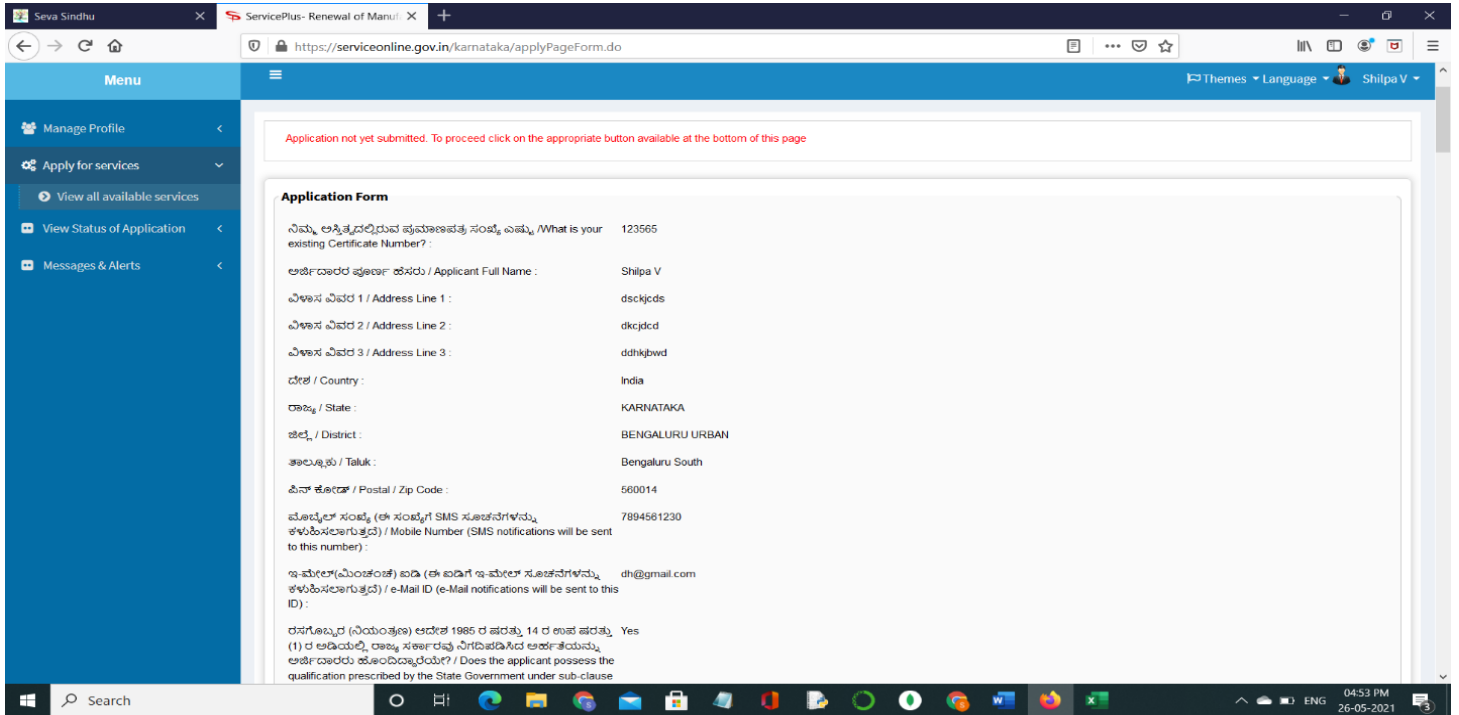
Step 5: Fill the Applicant Details

The screenshot shows a web browser window with the URL <https://serviceonline.gov.in/karnataka/renderApplicationForm.do>. The page title is "Government of Karnataka Karnataka State Department of Agriculture (KSDA) Form - D [See Clause 14(2)(a) & 18(1)] of FCO 1985". The form is in Kannada and English. The left sidebar contains navigation options: "Manage Profile", "Apply for services", "View all available services", "View Status of Application", and "Messages & Alerts". The main content area has a yellow header "Application Form" and several input fields: "ನಿಮ್ಮ ಅಸ್ತಿತ್ವದಲ್ಲಿರುವ ಪ್ರಮಾಣಪತ್ರ ಸಂಖ್ಯೆ ಎಷ್ಟು / What is your existing Certificate Number?", "ಅರ್ಜಿದಾರರ ಪೂರ್ಣ ಹೆಸರು / Applicant Full Name" (filled with "Shilpa V"), "ಅರ್ಜಿದಾರರ ಪೂರ್ಣವಿಳಾಸ / Applicant Address", "ವಿಳಾಸ ವಿವರ 1 / Address Line 1", and "ವಿಳಾಸ ವಿವರ 2 / Address Line 2".

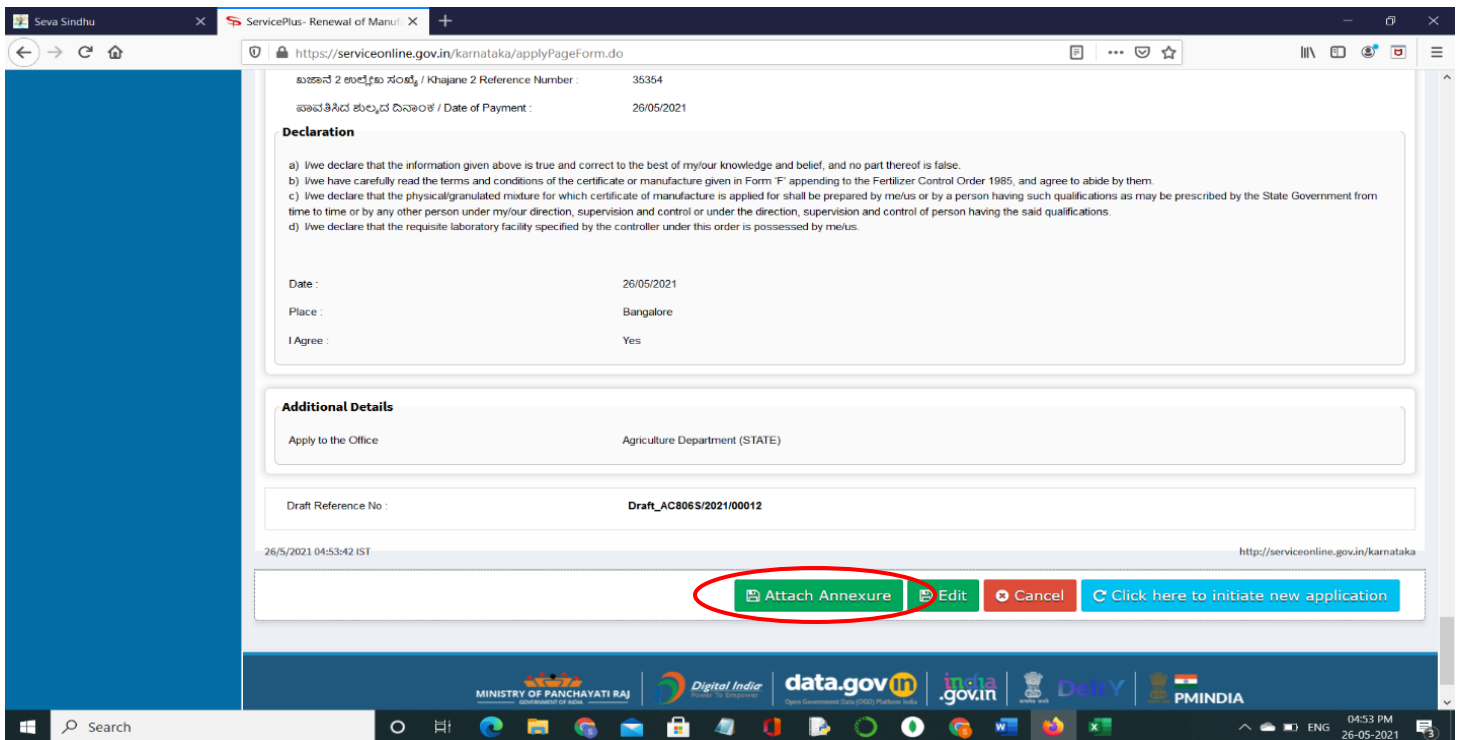
Step 6: Verify the details. If details are correct, select the **checkbox ("I Agree")**, enter captcha & Submit

The screenshot shows the same web browser window, now displaying the verification section. It contains four terms and conditions (a, b, c, d) in English. Below them are input fields for "Date" (26/05/2021) and "Place" (Bangalore). A red circle highlights the "I Agree" checkbox, which is checked. Below this is the "Additional Details" section with a dropdown menu for "Apply to the Office" set to "Agriculture Department (STATE)". The "Word verification" section shows a green box with the number "575282" and a refresh icon. Below it, a text input field contains "575282". At the bottom right, there are four buttons: "Dr. Print", "Submit" (highlighted with a red circle), "Close", and "Reset".

Step 7: A fully filled form will be generated for user verification, If you have any corrections click on **Edit** option, Otherwise proceed to **Attach Annexures**



Step 8 : Click on **Attach Annexures**



Step 9: Attach the annexures and click on Save Annexures

The screenshot shows the 'editViewAnnexure.do' page in the ServicePlus portal. It features a table for uploading documents with the following columns: Document Name, Document Format, and a 'Scan' button. The documents listed are:

Document Name	Document Format	Scan
Invoice OR Bills regarding purchase of equipment	Invoice/Bills regarding purchase of equipment	Scan
Production Capacity	Production Capacity	Scan
Manufacturing Unit Site plan and Agreements documents	Route Map of the Manufacturing unit	Scan
Detailed Project report with Unit facilities method of production Staff position and Production capacity	Copy of project report	Scan
Test reports for renewal	Test reports for renewal	Scan

At the bottom of the page, the 'Save Annexure' button is highlighted with a red circle. Other buttons include 'Cancel' and 'Back'. The footer contains logos for the Ministry of Panchayati Raj, Digital India, data.gov.in, india.gov.in, DeITY, and PMINDIA, along with technical information about the site's design and maintenance.

Step 10 :Saved annexures will be displayed and click on eSign and Submit to proceed.

The screenshot shows the 'editSaveAnnexure.do' page in the ServicePlus portal. It displays a list of saved annexures with the following columns: S.No, Annexure Name, and Document Name. The list includes:

S.No	Annexure Name	Document Name
13)	GST Registration Certificate and Assessment	GST Registration Certificate and Assessment
14)	Affidavit copy of Declaration regarding Responsible person as per CI 24 of F C O 1985	Affidavit copy of Declaration
15)	Enclose copy of Aadhar card of Responsible person	Aadhaar card
16)	Grade wise details of Packing and Marking on the container or bag	Details of packing and marking on the container
17)	Details of staff position	Details of staff position
18)	Other Documents	Other Documents
19)	Invoice OR Bills regarding purchase of equipment	Invoice/Bills regarding purchase of equipment
20)	Production Capacity	Production Capacity
21)	Manufacturing Unit Site plan and Agreements documents	Route Map of the Manufacturing unit
22)	Detailed Project report with Unit facilities method of production Staff position and Production capacity	Copy of project report
23)	Test reports for renewal	Test reports for renewal
24)	Predefined Template	Bank Guarantee for Rs 50000
25)	Predefined Template	Work sheet details for mixtures of manufacturing components
26)	Predefined Template	Form O
27)	Predefined Template	Certificate for Nomination as Responsible person

Below the list, there is an 'Additional Details' section with the following information:

- Apply to the Office: Agriculture Department (STATE)
- Draft Reference No.: AC806S210000009

At the bottom of the page, the 'eSign and Submit' button is highlighted with a red circle. Other buttons include 'Cancel'. The footer contains logos for the Ministry of Panchayati Raj, Digital India, data.gov.in, india.gov.in, DeITY, and PMINDIA, along with technical information about the site's design and maintenance.

Step 11 : Click on I agree with above user consent and eSign terms and conditions and Select authentication type to continue and click on **OTP**

Consent Authentication Form

I hereby state that I have no objection in authenticating myself with Aadhaar based authentication system and consent to providing my Aadhaar number along with the authentication details for the purposes of availing "Land Holding Certificate / ಭೂ ಹಿಡುವಳಿ ಪ್ರಮಾಣ ಪತ್ರ" by eSigning Application form and Enclosure(s). I understand that the OTP I provide for authentication shall be used only for authenticating my identity through the Aadhaar Authentication system, for obtaining my e-KYC through Aadhaar e-KYC service and for the issuance of Digital Signature Certificate (DSC) for this specific transaction and for no other purposes. For the creation of DSC, I understand that the options that I have chosen are the ones that shall be populated in the DSC generated by the CA and I provide my consent for the same. I also understand that the following fields in the DSC generated by the CA are mandatory and I give my consent for using the Aadhaar provided e-KYC information to populate the corresponding fields in the DSC.

1. Common Name (name as obtained from e-KYC)
2. Unique Identifier (hash of Aadhaar number)
3. Pseudonym (unique code sent by UIDAI in e-KYC response)
4. State or Province (state as obtained from e-KYC)
5. Postal Code (postal code as obtained from e-KYC)
6. Telephone Number (hash of phone as obtained from e-KYC)

I understand that ServicePlus shall ensure security and confidentiality of my personal identity data provided for the purpose of Aadhaar based authentication.

I agree with above user consent and eSign terms and conditions

Select authentication type to continue

OTP Download Document

Step 12 : Enter Aadhaar Number and click on get OTP

Ministry of Electronics and Information Technology
Government of India

Digital India
Power To Empower

सी डैक
CDAC
Centre for Development of Advanced Computing

You are currently using C-DAC eSign Service and have been redirected from

Hastakshar
हस्ताक्षर
C-DAC's eSign Service

Aadhaar Based e-Authentication

Enter Your Virtual ID / Aadhaar Number [Get Virtual ID](#)

Enter Your Aadhaar OTP

[View Document Information](#)

Get OTP Cancel [Not Received OTP? Resend OTP](#)

Step 13 : Enter OTP and click on Submit

The screenshot shows a web browser window with the URL `esignservice.cdac.in/esign2.1/OTP`. The page header includes the Ministry of Electronics and Information Technology, Government of India, Digital India logo, and C-DAC logo. A message states: "You are currently using C-DAC eSign Service and have been redirected from". Below this is the "Hastakshar" logo and "C-DAC's eSign Service".

The main form is titled "Aadhaar Based e-Authentication" and contains the following fields and elements:

- A text input field for the Aadhaar number, containing "472245377750".
- A "Get Virtual ID" link next to the Aadhaar field.
- A password field with masked characters ".....".
- A checkbox labeled "I have read and provide my consent", which is checked.
- A "View Document Information" link.
- Two buttons: "Submit" (highlighted with a red circle) and "Cancel".
- A link: "Not Received OTP? Resend OTP".

The Windows taskbar at the bottom shows the time as 4:19 PM on 5/19/2021.

Step 14 : After Submit, Acknowledgement will be generated. Acknowledgement consists of applicant details, application details.

The screenshot shows the "ServicePlus- Renewal of Manu" page on `https://serviceonline.gov.in/karnataka/finalAcknowledgement.do?applId=14199135&coverageLocationId=27777&serviceId=3560004`. The page title is "ACKNOWLEDGEMENT".

The page features the Government of Karnataka logo and the text "ಕರ್ನಾಟಕ ಸರ್ಕಾರ" (Government of Karnataka). Below this is the heading "Acknowledgement / ಸ್ವೀಕೃತಿ".

The acknowledgement details are as follows:

Office Name / ಕಛೇರಿ ಹೆಸರು	Agriculture Department
Application Ref No / ಅರ್ಜಿಯ ಸಂಖ್ಯೆ	AC806S210000009
Application Date / ಅರ್ಜಿಯ ದಿನಾಂಕ	26/05/2021
Service Requested / ವಿನಂತಿಸಿದ ಸೇವೆ	Renewal of Manufacturing License for Micro Nutrients Mixture Fertilizers
Applicant Name / ಅರ್ಜಿದಾರರ ಹೆಸರು	Shilpa V
Applicant Address / ಅರ್ಜಿದಾರರ ವಿಳಾಸ	dskjcds, dkjcdcd, ddhkbwd, Bengaluru South, BENGALURU URBAN, KARNATAKA, 560014
Mobile No / ಮೊಬೈಲ್ ಸಂಖ್ಯೆ	7894561232

Below the table, there are two columns: "Type of document(s)" and "Document(s) Attached".

Type of document(s)	Document(s) Attached
Predefined Template	Bank Guarantee for Rs 50000
Predefined Template	Work sheet details for mixtures of manufacturing components
Predefined Template	Form O
Predefined Template	Certificate for Nomination as Responsible person
Acceptance of the appointment order by the Chemist/Qualified person	Acceptance of the appointment order
Udyog Aadhar Certificate	Udyog Aadhar Certificate
Copy of Wholesale Fertilizer Dealer license.	Copy of Wholesale Fertilizer Dealer license.
Firm Registration certificate	Firm Registration certificate
Enclose copy of Aadhar card of Responsible person	Aadhaar card
Details of staff position	Details of staff position

The Windows taskbar at the bottom shows the time as 05:01 PM on 26-05-2021.

Step 15 :To download the certificate, go to the sevasindhu.karnataka.gov.in and click on **Registered Users Login Here**

Note: Supported browser versions are Internet explorer 9+, Mozilla 50+ and Chrome 52+

English ಕನ್ನಡ

SRI BASAVARAJ BOMMAI
Hon'ble Chief Minister | Govt Of Karnataka

GOVERNMENT OF KARNATAKA

HOME ABOUT SEVA SINDHU DEPARTMENT'S & SERVICES SERVICE CENTERS GRAMA ONE REPORTS-DASHBOARD FAQ DEPARTMENT CONTACT DETAILS CONTACT US

REVENUE DEPARTMENT HEALTH DEPARTMENT WOMEN AND CHILD DEPARTMENT OF LABOUR POLICE DEPARTMENT

Latest updates No: 8088304855 / 6361799796 / 9380204364 / 9380206704

REGISTERED USERS LOGIN HERE RAISE YOUR COMPLAINT TRACK YOUR APPLICATION STATUS

NEW USERS REGISTER HERE CATEGORY WISE SERVICES COVID RELATED SERVICES

Type here to search

ENG 11:47
US 18-10-2021

Step 16 :Once the login page is open, enter your username, password/OTP, captcha and click on **Submit**.

serviceonline.gov.in/karnataka/

ಸೇವಾ ಸಿಂಧು SEVA SINDHU

ಕರ್ನಾಟಕ ಸರ್ಕಾರ

Apply for Service

9611106670

..... Get OTP

552519 Type here

Submit

Forgot Password | New user ? Register here | Know Your Eligibility

Check Your Application Status

Select Department

Select Service

Enter your Application ID

Check Status Now

© All Rights Reserved

Powered by SERVICEPLUS

Search for anything

1:12 PM
5/24/2021

Step 17 :Click on **View Status of Application** --> **Track application status**. Enter Application Reference Number (you can refer to Acknowledgment/SMS to get Application Reference Number) and click on **Get Data**.

The screenshot shows the ServicePlus web application interface. The browser address bar displays 'serviceonline.gov.in/karnataka/citizenServiceList.do'. The page title is 'View Status Of Application / Track Application Status'. The 'From Date' is set to 24/03/2021 and the 'To Date' is 24/05/2021. The 'App Ref No.' field contains the value 'ES002S210000027'. A green 'Get Data' button is located at the bottom right of the form area. The left sidebar menu has 'View Status of Application' highlighted with a red circle. The bottom of the page features logos for the Ministry of Panchayati Raj, Digital India, data.gov.in, india.gov.in, and PMINDIA.

Step 18 :Check Current Status of the application. If it is delivered, Click on **Delivered**.

The screenshot shows the ServicePlus web application interface with the application tracking table. The browser address bar displays 'serviceonline.gov.in/karnataka/applicationTrackStatus.do'. The page title is 'View Status Of Application / Track Application Status'. The 'From Date' is 24/03/2021 and the 'To Date' is 24/05/2021. The 'App Ref No.' field contains 'ES002S210000027'. A green 'Get Data' button is present. Below the form, there is a table with the following data:

SNo	Service Name	Application Reference No	Submission Date	Due Date	Current Status
1	Application for Death Certificate	ES002S210000027	20/05/2021	21/05/2021	Delivered

The 'Delivered' status in the table is circled in red. The table also includes a search bar and pagination controls (First, Previous, 1, Next, Last). The bottom of the page features logos for the Ministry of Panchayati Raj, Digital India, data.gov.in, india.gov.in, and PMINDIA.

Step 19 :Under Issue Document(s), click on **Output Certificate**

ServicePlus
Metadata-based Integrated eSer

Menu

- Manage Profile
- Apply for services
- View Status of Application
 - Track application status
 - View Incomplete Application
 - Revalidate Payment
 - Modify Submissions
- Messages & Alerts

Showing 1 to 1 of 1 entries

Search: []

Activate Windows
Go to Settings to activate Windows.

12:58 PM
5/24/2021

Status of Application

Application Reference Number :	ES002S210000027
Name of the Service :	Application for Death Certificate
Applied By :	Asha D J
Application due Date :	21/05/2021

S.No.	Task Name	Form Details	Issued Document(s)	Status	Remarks
1	Application Submission	View	Acknowledgement	Completed	NA
2	Push application data to DB	NA	Nil	Forwarded	View
3	Callback Webservice	NA	Output Certificate	Delivered	View

Close

Step 20 : Renewal of Manufacturing License for Micronutrient Mixture Fertilizers Output Certificate will be Downloaded. You can print the certificate if required.

WPS Office

AC8075210000003 (1).pdf

Home Insert Comment Edit Page Protect Tools

Hand Tool Edit Text Edit Picture PDF to Office PDF to Picture Annotate 50% 1/3 Auto Scroll Read Mode Background Screen Grab Search Highlight Note

FORM F
[See Clause 15(D) and 16(D)]
Book No. 111
Certificate Number: 545545645
Date of Issue: 12/01/2021

CERTIFICATE OF MANUFACTURE IN RESPECT OF
NOTIFIED MIXTURE OF FERTILIZER
AMENDMENT

Manufacture of [] given the certificate for manufacture of the notified mixture of fertilizers specified below subject to the terms and conditions of the certificate and to the provisions of the Fertiliser (Control) Order, 1985.

Firm Name & Address: []
Full address of the premises where the mixture of fertilizers will be manufactured: []
Responsible person Details: []

Name: []
Address: []
Contact Number: []
Email ID: []

Reference No: AC8075210000003 To view: [https://serviceplus.governmentofkarnataka.gov.in/trackStatus.do#](#) Token No: 0318547

Annexure
Full particulars of the notified mixture of fertilizers

Date: 12/01/2021

Joint Director
Registering Authority, Joint Director of Agriculture
(Plant Protection & Fertilizer)
Office of Commissionerate of Agriculture Bangalore
State: KARNATAKA

Test Data --- Test Data

28°C AQI 168
ENG 02:40
US 06-08-2021